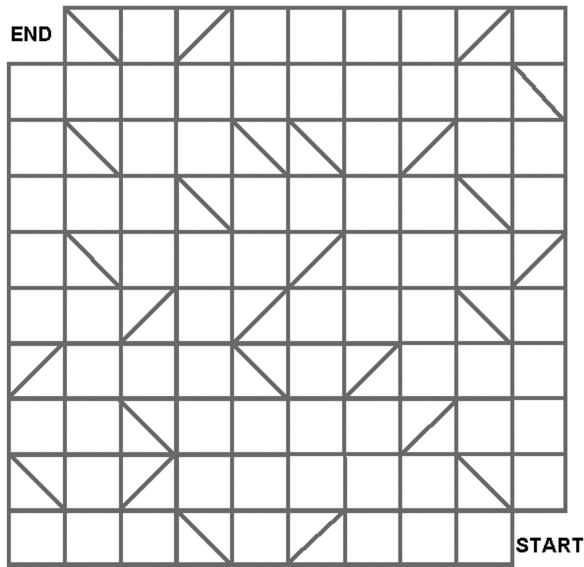
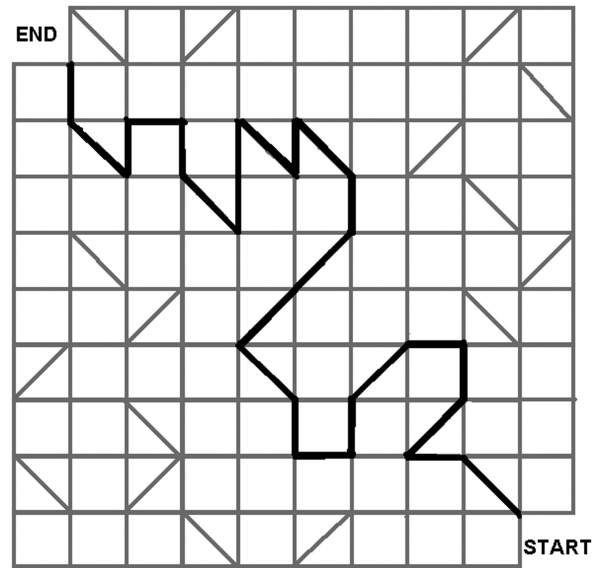


II. Pair Activity: Complete the Maze

A's Sheet:

Your friend is trying to walk through the newly built maze and needs your help. S/he needs to listen to you tell her which direction to go.

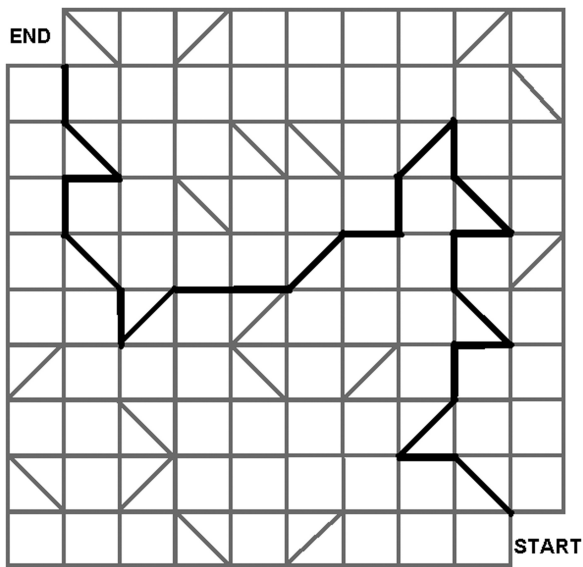
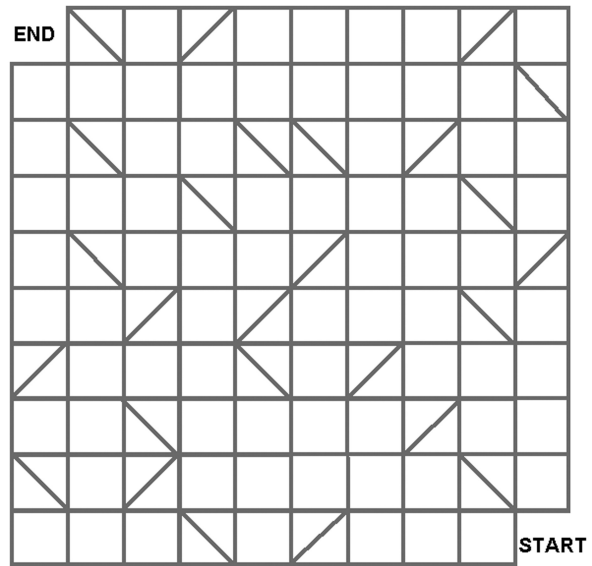
Step 1: Study the route marked in black on your game board, making sure that you know how to tell directions. When your partner is ready to go, give him/her brief directions such as “东、西北、南……” until s/he successfully gets out of the maze. Remember, you can only give directions one step at a time.



SWITCH! Now it is your turn to try walking through the maze. Listen to your partner's directions and draw the route on the map at left.

B's Sheet:

You are going to walk through the newly built maze and need some help from your partner. Listen carefully to the directions that your partner will give you and mark the route on the map at left.



SWITCH! Now it is your partner's turn to walk through the maze. You will be giving him/her directions.

Step 1: On your game board, select the route that you are going to tell your friend.

Step 2: When your partner is ready to go, give him/her brief directions such as “东、西北、南……”until s/he successfully gets out of the maze. Remember, your route does NOT have to be the easiest one.